

PRESENTATION BUSINESS
PT. LIFTINDO PRIMA PERKASA



Your “*LIFTING & HEAVY TRANSPORTATION SERVICES*” Partner

Introduction

- Liftindo is a company with specialize in :
“Lifting & Heavy Transportation Service”
- We operates various construction sectors such as :
 - Mechanical Works
 - Installation Works
 - Erection Girder

Vision & Mission

➤ Vision :

“To Provide Excellence Lifting and Transportation Services with Experience, Reliability & Innovation”

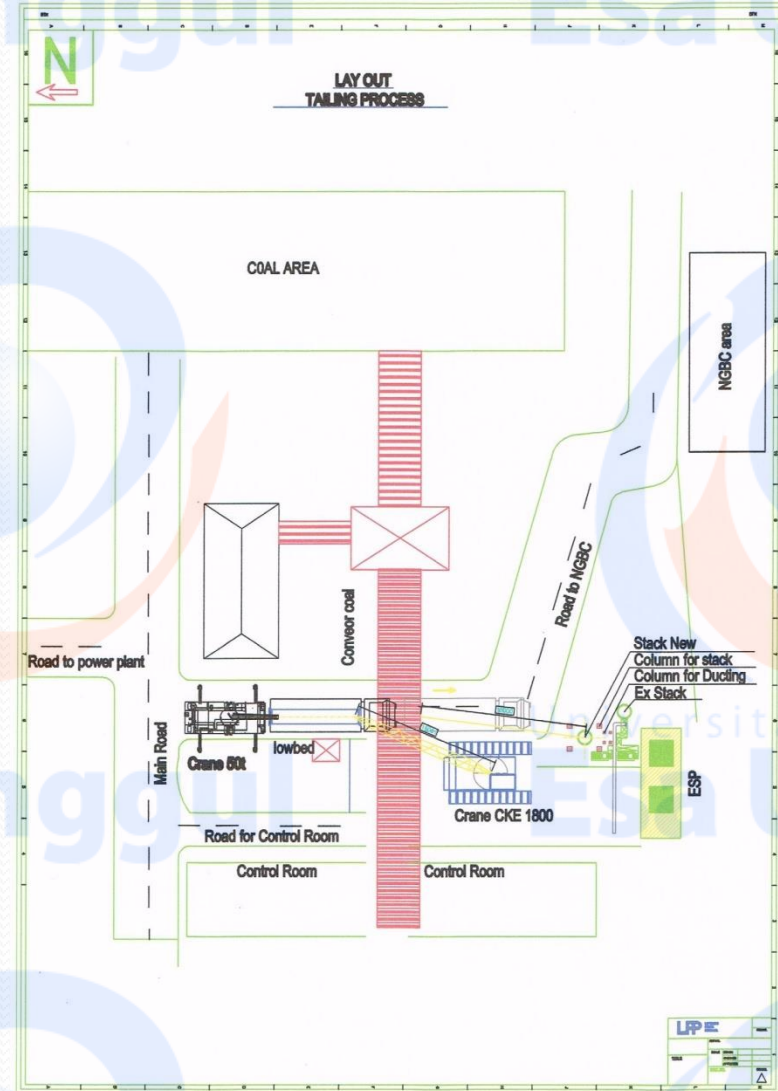
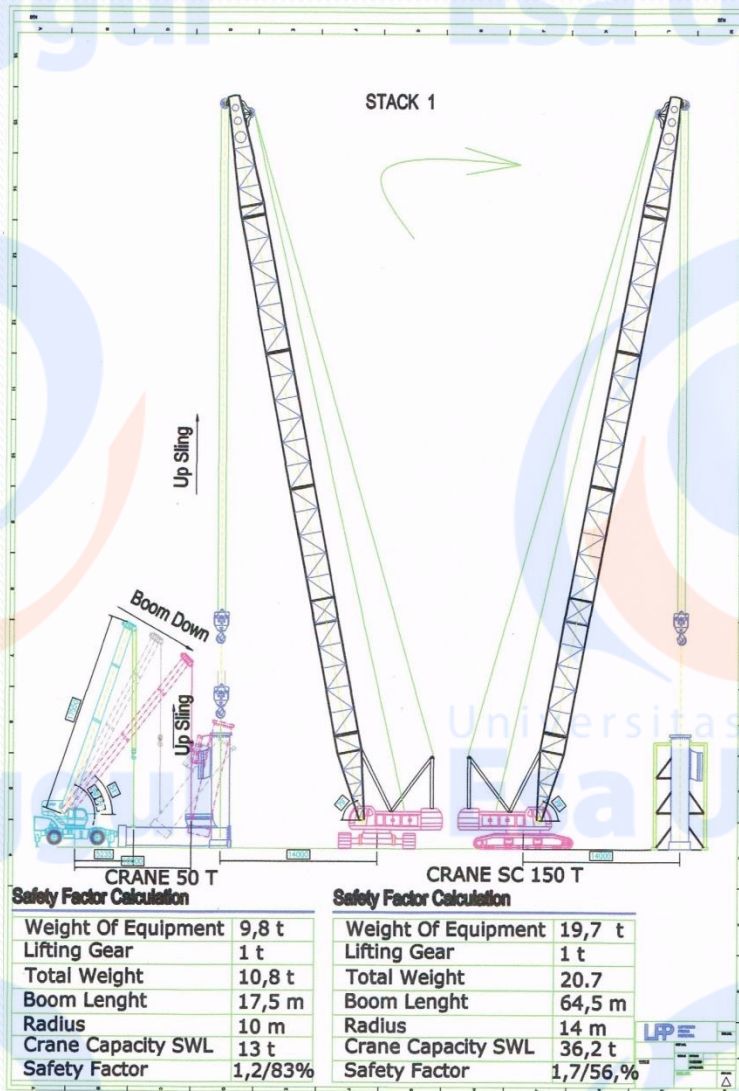
➤ Mission :

“To Be Full Service Provider for Heavy Lifting & Transportation for The Benefit of Our Stakeholders”

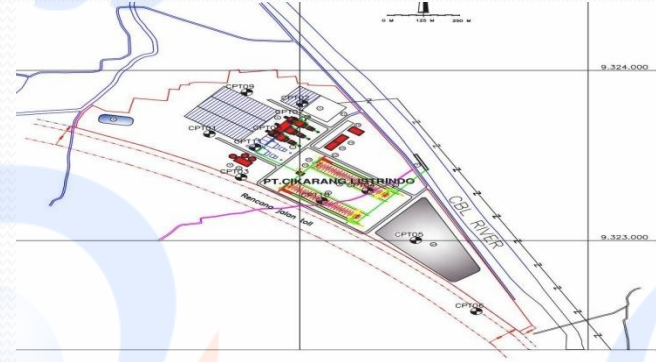
Our Team

- We have a dedicated team that has accumulated experience in its specific field and manage erection and transportation service under safety procedure and regulation
- We have experience in providing advice to customer for solving job given with :
 - Rigging Plan
 - Erection Method
 - Journey Management Plan

Rigging Plan & Erection Method



Journey Management Plan



- 1 POWER BUILDING + EKSTENSION
- 2 COOLING UNIT + EKSTENSION
- 3 BANGUNAN LAIN + EKSTENSION
- 4 WATER TREATMENT PLANT LADANG
- 5 BANGUNAN PENGANTARAN SPOK (TUE STORAGE) -150 000 m²
- 6 STORAGE BUILDING (SPOK)
- 7 BYPASS STATION
- 8 COOLING WATER STORAGE
- 9 FEEDING HOPPER

- 13 CONCRETE
- 14 MUD BRICK
- 15 ALUMINA BUILDING
- 16 ROOFING TO RITE
- 17 CEMENT
- 18 ASPHALT
- 19 PAVEMENT AREA
- 20 PAV. DRAINAGE AREA

No	Coordinate (m)	Elevation (m)	Description
	East	North	L.W.R
1	727000	9323700	CPT2
2	726800	9323800	CPT3
3	726800	9323800	CPT4
4	727000	9323800	CPT5
5	726800	9323800	CPT1

NO	LOKASI-KM	OBSTACLE	FOTO	SOLVING									
1	TIKUNGAN TAJAM AKSES MARJUNDA KM 12	SUDUT TIKUNGAN UNTUK MANUEVER MULTI AXLE SEBELAH KANAN KURANG		ROBOHKAN PAGAR BETON SEBELAH KANAN + JALAN DIURUG DIRATAKAN + STEEL PLATE	JEMBATAN KECIL KE-1 JALAN SAMUDEWA JAYA KM.16	LOAD MAX CAP.20 T/AXLE		CARGO SIEMENS TERBERAT 18T/AXLE (10 AXLE) AGAR LEBIH AMAN DILAKUKAN PERKUATAN JEMBATAN	7	TIKUNGAN TAJAM KE-1 DESA BUNI KM.19	SUDUT TIKUNGAN UNTUK MANUEVER MULTI AXLE SEBELAH KANAN KURANG		GUSUR RUMAH DAN LAHAN WARGA SEBELAH KANAN + JALAN DIURUG DIRATAKAN + STEEL PLATE
2	TIKUNGAN TAJAM TARUMA JAYA KM 14	SUDUT TIKUNGAN UNTUK MANUEVER MULTI AXLE SEBELAH KIRI KURANG		GUSUR RUMAH MAKAN PADANG SEBELAH KIRI + JALAN DIURUG DIRATAKAN + STEEL PLATE	JEMBATAN KECIL KE-2 JALAN SAMUDEWA JAYA KM.17	LOAD MAX CAP.20 T/AXLE		CARGO SIEMENS TERBERAT 18T/AXLE (10 AXLE) AGAR LEBIH AMAN DILAKUKAN PERKUATAN JEMBATAN	8	TIKUNGAN TAJAM KE-2 DESA BUNI KM.21	SUDUT TIKUNGAN UNTUK MANUEVER MULTI AXLE SEBELAH KIRI KURANG		TEBANG Pohon + GUSUR LAHAN WARGA SEBELAH KIRI + JALAN DIURUG DIRATAKAN + STEEL PLATE
3	TIKUNGAN TAJAM SAMUDEWA JAYA KM 15	SUDUT TIKUNGAN UNTUK MANUEVER MULTI AXLE SEBELAH KIRI KURANG		TEBANG SEMUA Pohon SEBELAH KIRI + JALAN DIURUG DIRATAKAN + STEEL PLATE	JEMBATAN KECIL KE-3 JALAN SAMUDEWA JAYA KM.18	LOAD MAX CAP.20 T/AXLE		CARGO SIEMENS TERBERAT 18T/AXLE (10 AXLE) AGAR LEBIH AMAN DILAKUKAN PERKUATAN JEMBATAN	9	TIKUNGAN TAJAM KE-3 DESA BUNI KM.22	SUDUT TIKUNGAN UNTUK MANUEVER MULTI AXLE SEBELAH KANAN KURANG		TEBANG Pohon + GUSUR RUMAH DAN LAHAN WARGA SEBELAH KIRI + JALAN DIURUG DIRATAKAN + STEEL PLATE

Our Equipment

- Crane from 25 Ton – 500 Ton
- Prime Mover with Trailer, Low Bed & Multi Axle
- Launching Gantry & Truss Girder
- Strand Jack & Towerlift Gantry
- Skidding & Jacking System

Crane & Trucking



Jacking System & Towerlift



Overview Activities

Fabrication – Transportation – Erection Steel Structure



Overview Activities

Transportation – Posttensioning – Erection Girder



80 Ton Girder at Greenlake City,
Tangerang

Overview Activities

Installation Works



90 Ton Boiler & 70 Ton Stack
at WSA Plant South Pasific
Viscose Purwakarta



Overview Activities

Lifting & Skidding System



285 Ton Generator Stator
at Cirebon Power Plant



Overview Activities

Skidding & Jacking System



Load In & Load Out Pertamina
Deck & Jacket to Barge

Overview Activities

Skidding System



**377 Ton Transformer at Cirebon
Power Plant**





Thank You

